


REPRODUCIBLE

SESSION 4

Maze to Freedom

Solve the maze to help God's people get through the obstacles to freedom. Then color the page.



Art: Omar Aranda/Gwen Walters Artists' Representative



Unit 2: Shelter

Faith Focus: God protects us.

*Let your loyal love and faithfulness always protect me.
(Psalm 40:11)*

SESSION 5

GROW IN FAITH

God's Protection—Psalm 121

Psalm 121 comes from a collection of psalms believed to have been sung by the Israelites as they made their way to Jerusalem for religious festivals. This journey often involved traveling through difficult terrain. The psalm reflects a deep sense of trust in God's protection during these travels. The psalm encapsulates themes of faith and security, resonating with the communal experience of the Israelite people and their reliant faith in God.

Today, Psalm 121 offers a beautiful message of reassurance, emphasizing the divine presence in our lives as we navigate both challenges and triumphs. This passage invites us to embrace our interconnectedness, reminding us that we are never truly alone in our journeys. God goes with us and protects us.

- Play music and sing songs.
- Learn the story through nature and movement.
- Help children understand that God is with us.

SUPPLIES

crayons

scissors

large wooden craft sticks

glue

CEB kids' Bible or CEB Bible storybook

TV and DVD player or streaming device

sticky notes

pencils

elastic string

beads

letter beads

SESSION OUTLINE

COME TOGETHER

Prepare to Learn

Faith Focus—God Protects Us

Sun and Moon Fan (Craft)

FAITH CONNECTIONS

Read the Story

Big Faith Video

Faith Response

FUN WITH FAITH

Protection Bracelets (Craft)

Group Trust Walk (Sensory)

SHARE YOUR FAITH

Big Faith Idea—Faith in God

COME TOGETHER

Prepare to Learn

Supplies: All-Ages Class Pack, Activity Sheets, Activity Stickers

Prepare Ahead: Set up your area with the supplies and activity pages needed for today's session. Display the Unit 2 Bible Verse Poster (Class Pack—pp. 12 & 13), Unit 2 Faith Focus Poster (Class Pack—pp. 6 & 19), and Unit 2 Faith Response Poster (Class Pack—pp. 8 & 17) to use later in the session.

- As children arrive, invite them to join you in a circle.
- Give each child a copy of the "Fall Sticker Page" (Activity Sheets—p. 29) and their own set of Activity Stickers. Have children place the mountain sticker on the Session 5 space.

SAY: This month we will hear stories about how God protects God's people. And God protects us too!

ASK: What does it mean to be protected? What does being protected feel like?

Faith Focus—God Protects Us

Supplies: All-Ages Class Pack, crayons

Prepare Ahead: Display the Unit 2 Faith Focus Poster (Class Pack—pp. 6 & 19). Photocopy "Resting in God's Shade" (Leader Guide—p. 40) for each child.

- Give each child a copy of "Resting in God's Shade."

SAY: Today we are learning about how God protects us.

ASK: Do you ever play outside? Have you ever gotten a sunburn? How do you stay safe from the hot sun?

- Give children time to work on the page, coloring the items that provide shade.

SAY: God protects us like God protected the people in the Bible. God is like a sunhat or an umbrella that provides us shade.

Sun and Moon Fan

Supplies: Activity Sheets, scissors, large wooden craft sticks, glue

Prepare Ahead: Tear out "Sun and Moon Fan" (Session 5 Activity Sheet) for each child.

SAY: Humans have always been amazed by the sun and moon. Our Bible story today says that God protects us all day long, from morning all through the night.

ASK: How do you stay safe in the sun? How do you stay safe in the nighttime?

- Help each child cut out the sun and moon circle.
- Direct the children to glue a large wooden craft stick at the bottom of one side of the circle. Let the glue dry.
- Demonstrate how to use the fan.

SAY: You can use this fan to stay cool and remember that God protects us in the day and in the night.

FAITH CONNECTIONS

Read the Story

Supplies: *CEB kids' Bible or CEB Bible storybook*

- Invite the children to join you in a circle.
- Read Psalm 121 from a CEB kids' Bible or your favorite CEB Bible storybook.

SAY: The psalms are poems that tell us about how people long ago thought about God. They knew God protected them.

ASK: Who protects you? How do you think God protects you?

Big Faith Video

Supplies: *Big Faith DVD, TV, DVD player or streaming device*

- Watch the Session 5 video on the Big Faith DVD or via your Amplify Media subscription.
- Share the questions on the screen with the children. You may also choose to add your own questions. Give children time to share their responses and ideas.

ASK: What was your favorite part of the video?

Faith Response

Supplies: *All-Ages Class Pack, sticky notes, pencils*

Prepare Ahead: *Display the Unit 2 Faith Response Poster (Class Pack—pp. 8 & 17) and Unit 2 Bible Verse Poster (Class Pack—pp. 12 & 13) if you haven't already.*

- Invite children to wonder about the images on the posters.
- Encourage children to say the Bible verse with you.

ASK: Have you ever protected something or someone? What did you do?

SAY: God created everything in our amazing world. But God also knows it is important for us to be safe and healthy. God protects us from things that could harm us. God shows us how to protect each other.

- Lay the Faith Response Poster on the floor or a table and invite the children to gather around it.
- Give each child a sticky note. Encourage them to draw a face showing how they feel knowing God protects them.

ASK: What does it feel like in your heart to know that God protects you?

- As they share, invite children to place their sticky notes on the poster.

FUN WITH FAITH

Protection Bracelets

Supplies: elastic string, beads, letter beads, scissors

Prepare Ahead: Pick out enough letter beads for all the children in your group to spell “God protects me.” Cut lengths of elastic string about 8" long for all of the children. For necklaces, cut about 20" in length.

SAY: Long ago, people told stories to remember how God protected them and was with them always. Some of those stories are now in our Bible. We read them today to remember that God protects us.

ASK: How do you remember important messages?

- Invite children to make a bracelet (or necklace). Show them how to use the letter beads to spell “God protects me.”
- Help each child tie a knot connecting the ends of the bracelet.

SAY: Whenever you wear this bracelet, you can remember that God protects you always.

Tip: For younger children, be sure to use larger beads that are not a choking hazard or, alternatively, use the paper bracelet found on p. 90 of this Leader Guide.

Group Trust Walk

Prepare Ahead: Create a simple obstacle course by arranging chairs or tables in a large space. Make sure the space is clear of anything on the floor that children might trip on (cords, toys, and so forth).

SAY: God protects us all through our lives. Wherever we go and whatever we do, God is always with us. Sometimes the people around us can help us remember that God protects us.

- Have the children get in a line behind you. Direct them to close their eyes. Tell them you will lead them through a path with obstacles, but you will keep them safe.

- If desired, the children can hold hands or put their hands on each other's shoulders to know where to go.
- After you have led the children once, have them take turns leading the group around your space. You may wish to split the children up into smaller groups so they all can have the experience of being a leader and a follower. The leader always keeps his or her eyes open.

ASK: What was it like to follow the leader and not look where you were going?

SAY: We can have faith that God leads us through our lives and protects us. And we can trust others around us to help us follow God and remember God's care for us.

SHARE YOUR FAITH

Big Faith Idea—Faith in God

Supplies: All-Ages Class Pack

Prepare Ahead: Display the Fall Big Faith Idea Poster (Class Pack—pp. 4 & 21).

Photocopy the Unit 2 Family Faith Letter (Leader Guide—pp. 93–94) for each child.

- Show children the Big Faith Idea Poster.

SAY: God protects us all through our lives.

ASK: How does God protect you at home? at school or daycare? at church? in nature?

SAY: We can also remember how God promised to protect us day and night, no matter where we are, as in our Bible story today.

- Invite children to imagine a time in their lives when God protects them. Invite them to share it by saying, "God protects me ... [at school, when I am scared, when I am anxious, at soccer practice, and so forth]."
- Allow all children to share if desired.

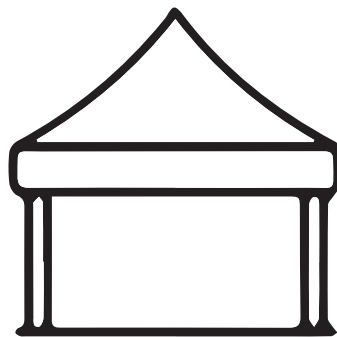
PRAY: Let's pray together. Repeat after me: "God, thank you for protecting us all through our lives. Help us stay safe and healthy. Show us how we can help each other follow you. Amen."

- Send the Family Faith Letter and activity home with each child. Also send home any activities or items made during today's session.

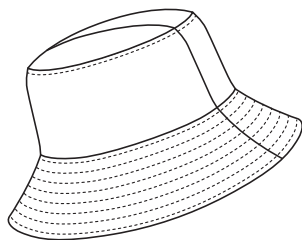
Color the things that provide shade from the sun.



God



protects



us

