

big faith

SESSION 9

Unit 2: Seeds of Faith

Faith Focus: Jesus helps us grow in our faith.

Grow in the grace and knowledge of our Lord and savior Jesus Christ. (2 Peter 3:18)

GROW IN FAITH

Grow Through Grace—John 20:19-31

This is a story of Jesus appearing to the disciples after the Resurrection. But it is all so hard to believe, especially for Thomas. Since Thomas has not yet seen the risen Lord, the other disciples are telling him about their experience. Thomas, who witnessed Jesus' arrest and death on the cross, is not sure that he can believe what the other disciples say. Thomas wants to see Jesus for himself.

When Jesus appears to Thomas, he offers to let Thomas touch his wounds and tells Thomas to believe. Jesus is not upset with Thomas, but instead meets Thomas where he is and gives him what he needs in order to believe. Thomas shows us that it is okay to have questions about our faith. Jesus will always provide us with love and grace so we too can grow to believe.

- Retell the Easter story.
- Ask absurd questions.
- Demonstrate examples of faith.

SUPPLIES

scissors

chenille stems

glue

CEB kids' Bible or CEB Bible storybook

TV and DVD player or streaming device

sticky notes

crayons

potting soil

plastic cups

permanent markers

grass seed

spoons

pencils

blindfold

SESSION OUTLINE

COME TOGETHER

Prepare to Learn

Faith Focus—Jesus Helps Us
Grow in Our Faith

Believing Bible Glasses (Craft)

FAITH CONNECTIONS

Read the Story

Big Faith Video

Faith Response

FUN WITH FAITH

Friendship Seeds (Nature)

See It, Believe It? (Identification)

A Guide for When You
Cannot See (Sensory)

SHARE YOUR FAITH

Big Faith Idea—Faith in Jesus

COME TOGETHER

Prepare to Learn

Supplies: All-Ages Class Pack, Activity Sheets, Activity Stickers

Prepare Ahead: Set up your area with the supplies and activity pages needed for today's session. Display the Unit 2 Bible Verse Poster (Class Pack—pp. 12 & 13), Unit 2 Faith Focus Poster (Class Pack—pp. 6 & 19), and Unit 2 Faith Response Poster (Class Pack—pp. 8 & 17) to use later in the session.

- As children arrive, invite them to join you in a circle.
- Give each child a copy of the "Spring Sticker Page" (Activity Sheets—p. 29) and their own set of Activity Stickers. Have children place the hands sticker on the Session 9 space.

SAY: In today's story, we will learn about grace. Jesus showed grace to his disciples when the disciples had a hard time believing he was alive. Grace is when we are forgiven even when we do not deserve it. Jesus is full of grace.

Faith Focus—Jesus Helps Us Grow in Our Faith

Supplies: All-Ages Class Pack

Prepare Ahead: Display the Unit 2 Faith Focus Poster (Class Pack—pp. 6 & 19).

- Show children the Faith Focus Poster.

SAY: Our faith focus for today is "Jesus helps us grow in our faith." When we experience and share grace, we learn about how deep God's love for us is. Jesus was good at offering grace to people.

ASK: Have you ever been forgiven for something? What did it feel like? Did you ever have to forgive someone else? How did that feel?

- Give children time and space to share their ideas.

Believing Bible Glasses

Supplies: Activity Sheets, scissors, chenille stems, glue

Prepare Ahead: Tear out "Believing Bible Glasses" (Session 9 Activity Sheet) for each child.

- Give each child a copy of the activity sheet.

SAY: Today we will hear about a time when Jesus offered grace to his disciples. Grace helps us see things differently. Let's make our own "grace-filled glasses" to remind us to offer grace to everyone.

- Have the children cut out the glasses and glue chenille stems to the edges so that the glasses are wearable. Children may need help cutting out the lens areas.

FAITH CONNECTIONS

Read the Story

Supplies: *CEB kids' Bible or CEB Bible storybook*

- Invite the children to join you in a circle.
- Read the Thomas story (John 20:19–31) from a CEB kids' Bible or your favorite CEB Bible storybook.

ASK: How do you think Thomas felt after he saw Jesus?

Big Faith Video

Supplies: *Big Faith DVD, TV, DVD player or streaming device*

- Watch the Session 9 video on the Big Faith DVD or via your Amplify Media subscription.
- Give children time to respond to the questions on the screen. Discuss the questions as partner pairs, as small groups, or all together.

ASK: What was your favorite part of the video?

Faith Response

Supplies: *All-Ages Class Pack, sticky notes, crayons*

Prepare Ahead: *Display the Unit 2 Bible Verse Poster (Class Pack—pp. 12 & 13) and Unit 2 Faith Response Poster (Class Pack—pp. 8 & 17) if you haven't already.*

- Invite children to wonder about the images on the posters.
- Encourage children to say the Bible verse with you: "Grow in the grace and knowledge of our Lord and savior Jesus Christ" (2 Peter 3:18).

SAY: Jesus offered Thomas and all the disciples grace. Jesus did something unbelievable when he rose from the dead. Jesus wanted the disciples to know that he was alive. Jesus allowed the disciples to question and wonder about what was happening. Jesus gave the disciples grace.

ASK: What questions would you have for Jesus?

SAY: Jesus loves us even when we have big questions. When we ask big questions, our faith has a chance to grow.

- Lay the Faith Response Poster on the floor or a table and invite the children to gather around it.
- Give each child a sticky note and crayons.

ASK: What do you see on our poster?

- Invite each child to write one question he or she has for Jesus on a sticky note and post the note on the poster.

FUN WITH FAITH

Friendship Seeds

Supplies: *potting soil, plastic cups, permanent markers, grass seed, spoons*

SAY: Thomas wanted to see Jesus for himself. Jesus wants us to have faith. Jesus showed Thomas his hands to help Thomas believe and have faith in God's work. We have faith in all kinds of things. Today, we are going to remember God's faithfulness by planting seeds. When we look at what grows from the seeds, we can remember that Jesus is a friend who answers our questions and helps us grow. We can remember to offer grace and understanding to everyone around us.

- Give each child a cup and a marker to draw a face on the cup.
- Have each child scoop soil into the cup and then sprinkle seeds on top.
- Encourage the children to take home the seed friends, water the cups, and put the cups in sunlight.

See It, Believe It?

Supplies: *pencils*

Prepare Ahead: *Make copies of the reproducible "See It, Believe It?" (Leader Guide—p. 64).*

- Give each child a copy of "See It, Believe It?"

ASK: Can you think of anything you believe in but cannot see?

- Have the children follow the instructions on the reproducible.

A Guide for When You Cannot See

Supplies: blindfold

SAY: When we cannot see what might be ahead, it helps to have a guide. We are going to work together to guide each other when we cannot see what is ahead of us.

- Have children volunteer to be blindfolded or be a guide. As a group, agree on a path through the room.
- Have one child put on the blindfold and stand at the beginning of the path. Have the guide help the child by announcing the number of steps and turns the blindfolded child needs to make. Encourage the blindfolded child to ask questions to receive help along the path.

ASK: How did it feel to be blindfolded? How did it feel to be the guide? What was most helpful? What was least helpful? How does this relate to our faith in Jesus?

Tips: Be sure that your path is clear. Be sure to have the guide and/or an adult helper always standing next to the blindfolded child to help him or her.

SHARE YOUR FAITH

Big Faith Idea—Faith in Jesus

Supplies: All-Ages Class Pack

Prepare Ahead: Display the Spring Big Faith Idea Poster (Class Pack—pp. 4 & 21). Photocopy the Unit 2 Family Faith Letter (Leader Guide—pp. 93–94) as needed.

- Show children the Big Faith Idea Poster.

SAY: We grow in our faith when we ask questions and trust Jesus. Sometimes it is hard to believe what we cannot see. Jesus gives us grace when we struggle to understand. We can offer others grace too.

- Have the children gather in a circle.
- Have each child share one thing that helps her or him believe that God loves her or him.
- Invite the children to pray with you.

PRAY: Lord, we love that you care about us. We love that you answer our questions. Please hear us when we pray and help us grow in our faith. Amen.


- Send the Family Faith Letter home with each child who hasn't received it yet.
- Send home any activities or items made during today's session.


REPRODUCIBLE


SESSION 9


See It, Believe It?

Thomas had a hard time believing Jesus was alive without seeing it for himself. Part of faith is believing in something we can't easily see. These illustrations show things we believe in but cannot see. Use the word bank to identify the pictures. On the back of the paper, draw your own favorite invisible thing.









Growth Heat Vibes Air Love
Joy Friendship Echoes Math

Art: Carolyn Williams/Gwen Walters Artists' Representative